

**Tennessee
Valley**



**Mopar
Club**

Tennessee Valley Mopar Club Newsletter May 2006

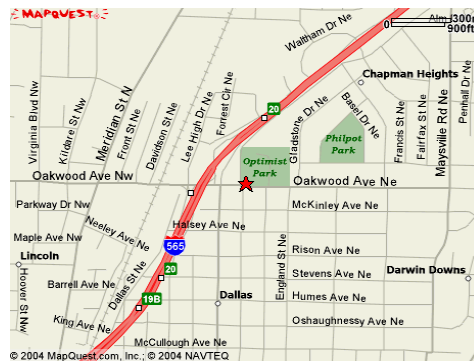
Tennessee Valley Mopar Club, P.O. Box 2042, Huntsville, AL
35804

e-mail: tvmoparclub@yahoo.com

Website: <http://www.tvmoparclub.com>

Next Club Meeting?

The next meeting is **20 May 2006 at The Optimist Club, 0800-1000**. This month we are back to the third Saturday of the month. I have attached a map below showing where the club is located.



703 Oakwood Ave, Huntsville, AL, 256-427-5775

If you are on the Memorial Parkway, exit on Oakwood going east. The Optimist Recreation Center is the 2nd left past Andrew Jackson Way.

Message from the Club President

Hello TVMC members,

The June 17, 2006 Show date is fast approaching. Your Officers are having weekly meetings through Tuesday June 13, 2006. There is an unbelievable amount of planning and work that goes into the show each year. Your help is needed on Show day. Please make plans to attend the monthly meeting on the 20th. We need all the members that can possibly attend this week to volunteer your time and sign up for the positions that you will run or assist with on the 17th. We need member volunteers, and family, to work the various jobs that must be done on Show day. Last year we were woefully short on member volunteers and had it not been for two volunteers outside the immediate family of one of the Officers, we would have had an almost impossible task of pulling off the show.

The club is for the benefit of all members, not just the few who do almost all the work. Please help us make the club work. Jobs such as judging, properly classifying cars and trucks, and answering registration questions require the expertise only known by Mopar lovers like you. However, none of the jobs are difficult. We will make every effort to place you in the area in which you feel most comfortable. Training for all jobs will be provided prior to the show if you will please come forward and volunteer.

We have a very unique opportunity this year that we have never experienced before. Due to additional sponsorships and George Howard Racing the show and all activities at the Huntsville Dragway will be free to the public, Car Show participants, Car Corral, Drag racing, and Swap and Shop vendors. Huntsville Dragway owner George Howard lost his wife to Breast Cancer last year and wants to have a charitable event to honor her through contributions to the Susan G. Komen Breast Cancer Foundation. His generosity and our Club's popularity are bound to make this a welcome event by the Foundation. We will ask all who attend the show to make a generous donation (tax deductible) to the Foundation. One hundred percent (100%) of all donations will go directly to the Komen Foundation. Also, our club will donate our half of the 50/50 drawing to the foundation. I would encourage you to check into the Komen foundation if you're not already familiar with it.

We will have the usual drawing for door prizes, Club T-shirt sales, and trophies for the various vehicles. With your help we can possibly make this an annual event and not have to charge admission for the various activities. I have owned at least one Mopar continuously since 1964 and this is the first event of this size and magnitude I have ever known about that is absolutely free to all participants.

Please offer your time to the club, and this worthy cause, by volunteering to help with one or more of the activities on show day.

Sincerely,

Lennie Schrimsher
President
Tennessee Valley Mopar Club

April Meeting

For those of you who were unable to attend the April meeting we were privileged to have George Snellen who gave an excellent presentation on Chrysler ignition systems. This month's club meeting will be devoted to this years show. Please make your plans to attend this months meeting to volunteer for your favorite show job. Your club needs YOU to make the show a success.

Membership Dues for 2006

Thanks to all of you that have paid your 2006 dues. If you haven't paid your dues yet, please do. We would not want to lose your membership, but effective 1 May 2006, those members that have not paid their membership dues for 2006 will have their membership suspended. I know the club officers have made a concerted effort to personally contact many of you to ensure that is what you want to have happen. If you are not sure whether or not you have paid your dues for 2006, please contact me. I have not yet stricken any late due payers from the roles so if you have not paid you have until Saturday to do so.

Of General Interest

Be sure to visit the new website, you're sure to be well pleased with the new look.

Please contact me for items you wish to get in this newsletter for next month. You may also contact Judson for website inclusions or information.

2006 TVMC Events

Future Club Meeting Dates for your planning purposes

- 20 May 2006
- 17 June 2006 (Club meeting will not be held this month due to car show at the Huntsville dragway)

Other Events

- Jun 17 – Saturday – The 8th Annual TVMC Car show, complete with Swap Meet at the Huntsville Dragway, see our website for more information, as it becomes available: www.tvmoparclub.com, see this website for additional information on the Huntsville Dragway: www.huntsvilledragway.com
- July 7-9 – Friday thru Sunday – Annual All Chryslers car show at Carlisle, PA: <http://www.carsatcarlisle.com/schedule/chrysler/index.asp>
- August 11-13 – Friday thru Sunday – Expected date of the 26th Annual Mopar Nationals in Columbus, OH: <http://www.moparnats.org/>

New Website Look

Go to our website and take a gander at the new look of our website. It is really shaping up to be a website to be doubly proud of, thanks to the hard work and collaboration of John Burnham and Jud Hudson. Jud has been sending those of you with e-mail addresses information on the website, as well as some forms that will assist him in getting the website properly set up. Take a few minutes and help him to help us.

Job well done!!

I have left the Swap Shop items as is for this month since the owners of the information did not contact me with changes.

For Sale and Swap Shop

(The club does not accept responsibility for typographical errors, incorrect prices and other claims as to condition, or owner claims. Direct contact with the seller is required for confirmation of the above.)

Club member Mike Brady has the following for sale and will give any interested club member a good deal.

Home phone: 256-828-9564, cell: 256-527-1046

1996 Dodge Indy Ram, 360 Mag, Automatic, shift kit, power chip, K&N filter, Dyno dual exhaust system, 355 Sure Grip Rearend, Custom stereo (too many components to list), remote start, Ground Force lowering kit, tinted windows, headlight covers and visors, custom bed cover and liner, stripes painted on truck, excellent condition, has won many shows. \$6,500.00.

1978 Lil Red Express Truck, 340 4 speed, rear end has been tubbed out, very nice interior, new Holley carb and Edelbrock intake, runs great, needs paint, very fast and fun, \$6,500.00 OBO.

Club member Lyle Palmer has the following for sale or trade:

(205) 339-4870)

www.moparts@dbtech.net

1969 Fury III Convertible; 318, A/T, P/B, A/C, She's a big'un, seats 8, rough but what a steal, \$900.00

1973 360 Engine minus carb & exhaust manifold + small block 727	\$800.00
1968 Coronet Drivers Side Front Fender	\$150.00
1969 Coronet Passengers side front fender	\$150.00
1969 Coronet flat hood	\$100.00
1969 Coronet Super Bee or R/T rear window	\$150.00
1969 Coronet trunk lid	\$65.00
1969 Road Runner/GTX Driver's side front fender	\$350.00
1969 Road Runner/GTX Passengers side front fender	\$350.00
1969 Sport Satellite/GTX Grill	\$185.00
1970-74 Challenger passenger side door (no glass)	\$175.00

Wanted: 1969 Dodge Super Bee or R/T, consider shells up to builders, prefer 4 speed car.

How to Create a Quick-Start Relay

Presented by George Snellen

Article by Judson Hudson

At the April 2006 meeting, George presented an interesting subject on the ignition system. I explained to him earlier that I was having issues with my car not starting like it should. Every time I tried to start, it would take numerous times for it to finally start. George used his multi-meter and tested the ballast resistor on my car. It's exactly what he thought; the Electronic Control Unit wasn't getting enough voltage for the car to start properly.

He explained to me that the reason for this fact is that with all of the wiring connectors there is, I lose half a volt at each one. Back when the car was brand new, this problem didn't exist. But as time rolls by, age gets to the wires causing a loss of voltage.

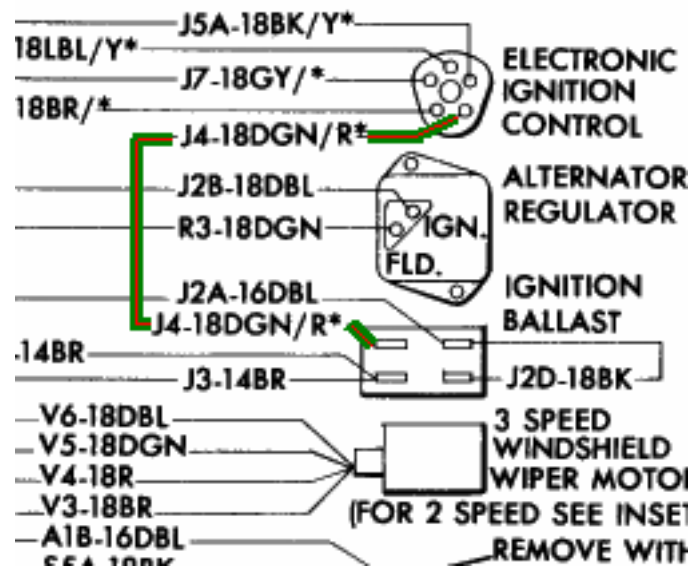
He told me how to fix this, and in the April 2006 meeting, demonstrated the way to correct this problem. That's why this article was written. Oh yeah, the vehicle that was used in this article is a 1973 Dodge Charger. Just thought you should know!

DISCLAIMER!

Before you begin, make note that we, the Tennessee Valley Mopar Club, are NOT responsible for anything that might go wrong. So keep that in mind. Please use at your own risk!

Do you have this problem?

Of course, there are a few parts you could troubleshoot that could cause your starting problem, but before you do anything, try this. Take your multi-meter and test the voltage on your ballast resistor. You'll want to test it on the Dark-Green/Red wire where it goes from the resistor to the ECU (see image below) and test it when you are cranking the car. If you read less than 9 volts, then yeah, this article is for you. If not, chances are your problem is elsewhere...



Tools/Supplies that you need

- Hella Relay (pick this up at Advance, Autozone, your parts store.)



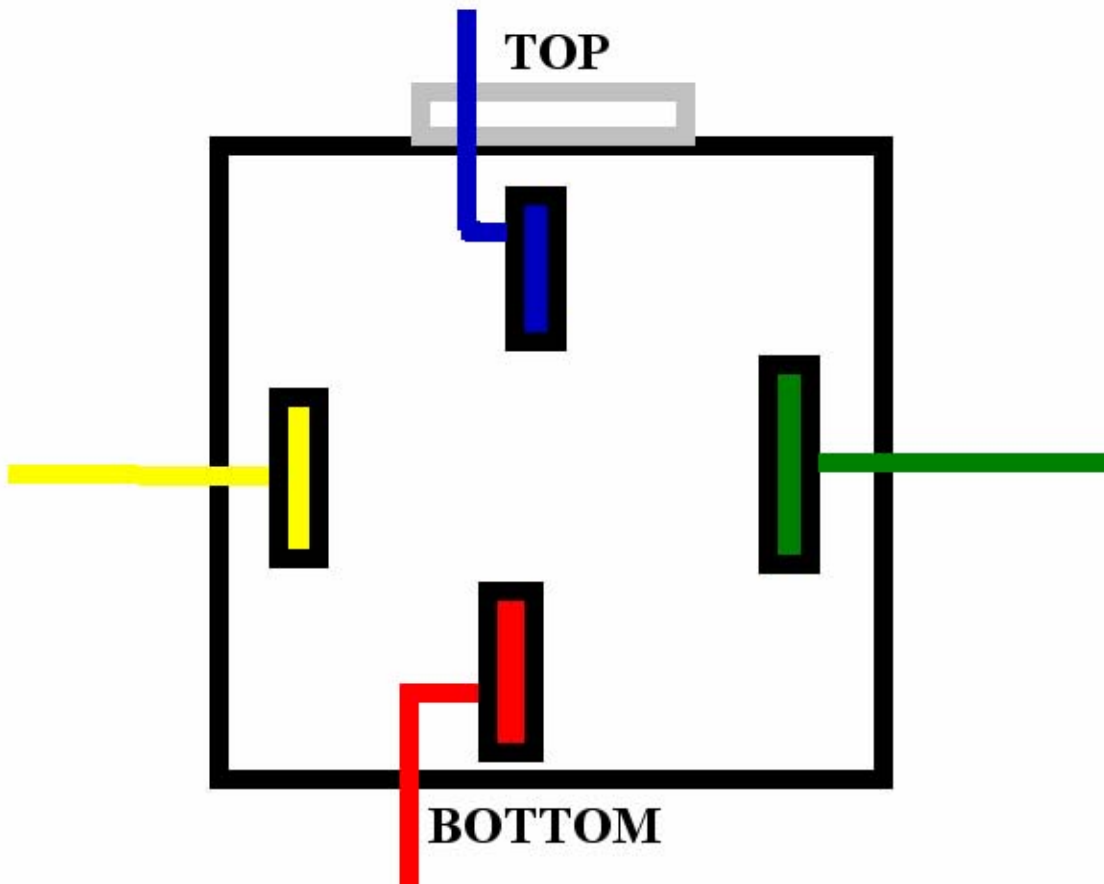

- **Female Connectors with Branching Male Connector (if you don't want to damage original wiring/connectors). Get them at Napa, part # 784385.**



- **Wires, red, yellow, the basic colors.**

Setting up your Relay

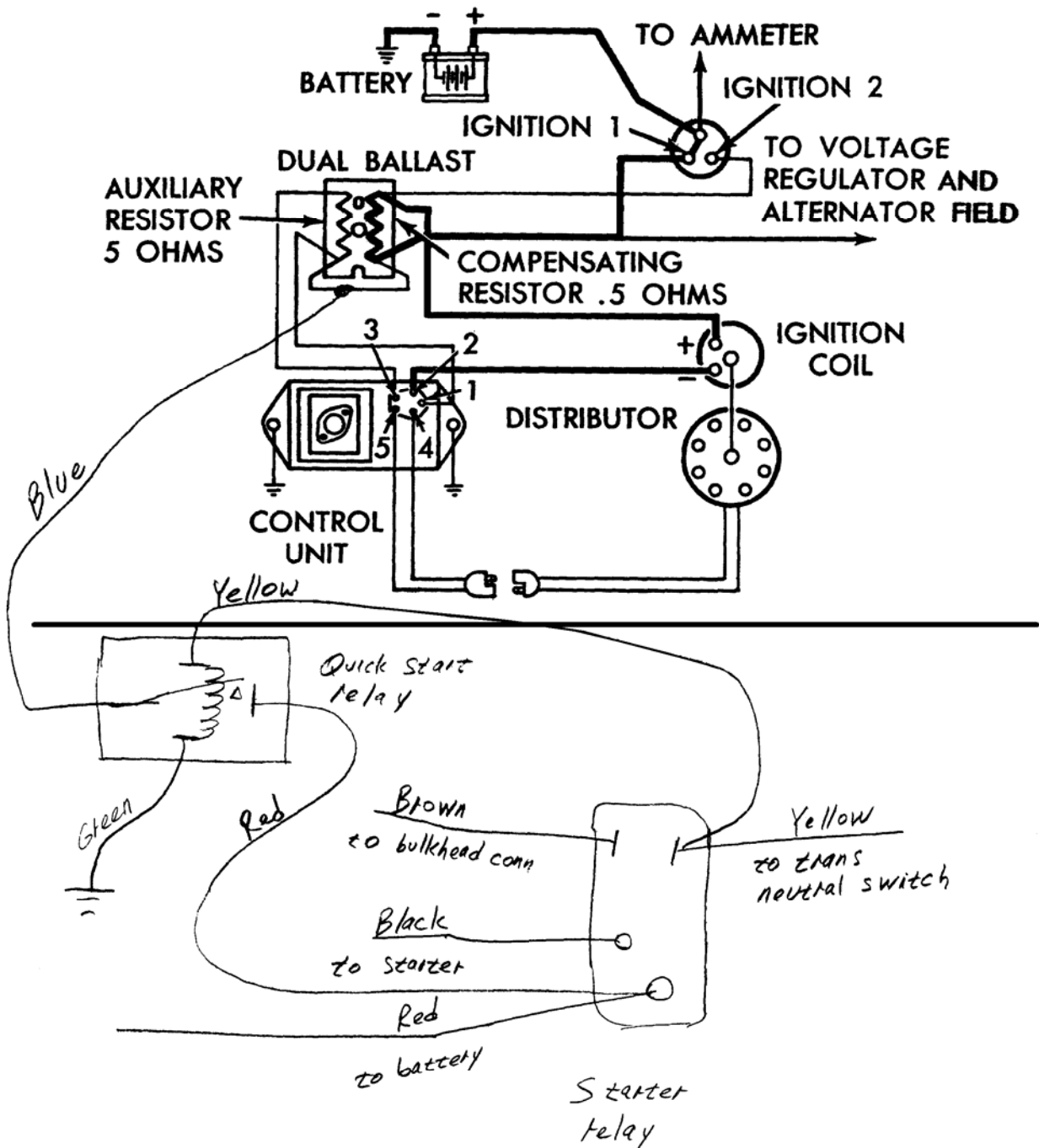
I'm not going to go into detail as in what wire hooks to which part on the relay (since I'm not too knowledgably on that, plus George sent me his relay with the wires already hooked properly) so just look at the picture below to see what color wires go on to the certain parts of the relay.



Yellow will go to the Start Relay yellow wire, Blue goes to ballast resistor with the Dark Green/Red wire, Green goes to ground, and Red goes to the red battery wire on the Start Relay.

George's Wiring Diagrams

Here are the wiring diagrams that George made for you to follow and to hook up. It's very simple to follow (see next page)



*Good luck with it. The wires should hook to wires of the same color in the car.
 George 4-20-06*

Hooking It All Up

This is very simple; all you need to do is follow the directions and hook the wires from the relay to the appropriate place. However, before you start wiring, it is always best to disconnect the battery. Better safe than sorry – so do this now!

Blue Wire – This wire hooks up to the Dark Green/Red wire on the ballast resistor.



Yellow Wire – This wire hooks up to the yellow Trans Neutral Switch wire on the Starter Relay.



Red Wire – This wire hooks up to the red Battery Wire on the Starter Relay.



Green Wire – This wire hooks up to ground.

Starting the Car

All and all, if you hooked up everything correctly, it's time to start the car (Don't forget to hook the battery up, otherwise nothing will work!). To my surprise, I wasn't expecting this to fix my problem, but it did! Once I got in and turned the key...VROOM it cranked right up like the day it did when it was bought new. Hopefully you'll have the same luck!